



Tree Worker Safety Communications Schedule





A Framework for Your Safety Meetings





Regular safety communication increases safety awareness and helps prevent injuries. If you show your employees that safety is important to you, they will feel safety is important. Communicating about safety does not need to take a significant amount of time. In many cases, you can cover targeted, useful information in a couple of minutes.




This calendar of safety topics establishes a schedule for your monthly safety meetings and shows you what to cover at the meetings. Use this calendar as the framework to help develop your monthly safety conversations.

- You can use all or some of the material provided for each topic, depending on your needs or time constraints.
- Cover the topics in any order and adjust them based on injury trends, time of year, etc.
- Think about ways to reinforce the verbal messaging by adding your own demonstrations.

	Safety Topic	Supporting Content (available on State Fund's safety resource center, www.SafeAtWorkCA.com)
Month 1	Fall Protection for Tree Workers 	Tree Worker Safety Resource: Safe Work Procedures - Climbing and Access Key Points: <ul style="list-style-type: none"> Steps to take before climbing a tree Inspect all climbing equipment before use Proper use of tree worker saddles Supplemental resources: <ul style="list-style-type: none"> Tree Work Safety for Workers and Employers (Cal/OSHA) Ropes and Tree Worker Climbing Equipment (Cal/OSHA regulation) Preventing Falls and Electrocutions During Tree Trimming (NIOSH)
Month 2	Personal Protective Equipment (PPE) 	Tree Worker Safety Resource: Safety Meeting: Tree Trimming Key Points: <ul style="list-style-type: none"> List of PPE to use when cutting trees Inspection of PPE What a Qualified Tree Worker (QTW) should do before the start of work Supplemental Information: <ul style="list-style-type: none"> Safety Meeting: Hard Hats Hearing Protection Devices Hand Safety Foot Safety: It's a Shoe-in for Safety How to Choose Chainsaw Protective Chaps (video) Landscaping Safety (see paragraph 6)

	Safety Topic	Supporting Content (available on State Fund's safety resource center, www.SafeAtWorkCA.com)
Month 3	Chainsaw Safety 	Chainsaw Safety Resource: Chainsaw Injury Prevention Key Points: <ul style="list-style-type: none"> Understanding the hazards of “tip contact” How to control a chainsaw properly and safely PPE you should wear whenever you operate a chainsaw Supplemental Information: <ul style="list-style-type: none"> Chainsaw Safety (CDC) The Risks and Rules of Chainsaw Operation
Month 4	Hazard Assessments 	Hazard Assessment Resource: Tree Trimming Checklist Key Points: <ul style="list-style-type: none"> What you should assess before the start of any job How to incorporate safe work practices Actions needed to be taken to address observed safety hazards Supplemental Information: <ul style="list-style-type: none"> Tree Care Work. Know the Hazards (OSHA)
Month 5	Electrical Hazards 	Electrical Hazard Resource: Preventing Falls and Electrocutions During Tree Trimming (NIOSH) Key Points: <ul style="list-style-type: none"> Case reports for tree trimmers getting electrocuted ANSI standards identified to protect workers from electrical hazards Accident scenarios will make you aware of what you need to look out for to avoid electrocutions Supplemental Information: <ul style="list-style-type: none"> Electricity and Tree Care Work (OSHA) Electrical Hazards, General
Month 6	Roadway Safety/Traffic Control 	Tree Worker Safety Resource: Work Zone Traffic Safety Key Points: <ul style="list-style-type: none"> Proper signage Use of traffic control devices Use of proper flagging Supplemental Information: <ul style="list-style-type: none"> Traffic Control for Public Streets and Highways (Cal/OSHA) High Visibility Vests and When to Use Them

	Safety Topic	Supporting Content (available on State Fund's safety resource center, www.SafeAtWorkCA.com)
Month 7	Rescue Plan & Training Procedures 	Tree Worker Safety Resource: Tree Work Key Points: <ul style="list-style-type: none"> • Type of training you should always provide • Procedures for emergencies and rescue • Refresher training and job briefings Supplemental Information: <ul style="list-style-type: none"> • Self-Rescue for Tree Climbers - How Good is Your Self-Rescue Plan? • Safety Meeting: Suspension Trauma Rescue • Aerial Rescue in a Pine Tree (video)
Month 8	Wood Chipper Safety 	Wood Chipper Safety Resource: Safety Meeting: Using a Wood Chipper Key Points: <ul style="list-style-type: none"> • How to use a wood chipper properly to prevent injuries • PPE you should always wear when using a wood chipper Supplemental Information <ul style="list-style-type: none"> • Preventing Wood Chipper Fatalities (CDPH) English/Spanish videos • Injury Associated with Working Near or Operating Wood Chippers (NIOSH)
Month 9	Palm Frond Safety 	Palm Frond Safety Resource: Suffocation By Palm Fronds Key Points: <ul style="list-style-type: none"> • How to prevent serious injuries and entrapment from palm fronds • Equipment that should be used when cutting fronds Supplemental Information: <ul style="list-style-type: none"> • Preventing Palm Tree Trimmer Fatalities (CDPH video, also in Spanish).
Month 10	Drop Zone Placement 	Tree Trimmer Safety Resource: Safety Meeting: Cutting Down Trees Key Points: <ul style="list-style-type: none"> • Key points to know before trees are cut • Location and size of the drop zone • How to guide tree debris into the drop zone Supplemental Information: <ul style="list-style-type: none"> • Safety Alert - Drop Zone Policy • Tree Care Work – Know the Hazards

	Safety Topic	Supporting Content (available on State Fund's safety resource center, www.SafeAtWorkCA.com)
Month 11	Safe Use of Boom Lifts/Aerial Equipment 	Aerial Safety Resource: Aerial Platform Safety Key Points: <ul style="list-style-type: none"> • How to inspect and properly maintain an aerial device • Fall protection gear requirements Supplemental Information: <ul style="list-style-type: none"> • Aerial Lifts: Fact Sheet (OSHA) • Worker Falls from Boom Lift During Tree Trimming
Month 12	Heat Illness 	Heat Illness Safety Resource: Safety Meeting: Preventing Heat Illness Key Points: <ul style="list-style-type: none"> • How to recognize the signs of heat illness • How to avoid heat illness • Understanding high heat procedures and what you need to do when the temperature goes above 95 degrees Supplemental Information: <ul style="list-style-type: none"> • Heat-Related Illness in Tree Care Workers (CDC/NIOSH) • Quench Your Thirst – Prevent Dehydration in the Workplace • Heat Illness Prevention (On demand webinar)
Month 13	Wildfire Smoke Safety 	Construction Safety Resource: Employee Safety During A Wildfire Key Points: <ul style="list-style-type: none"> • How to stay informed about wildfires in your area • How you can monitor the Air Quality Index (AQI) at your worksite • What AQI levels mean and what type of respiratory protection should be used at each level Supplemental Information: <ul style="list-style-type: none"> • Protection from Wildfire Smoke (On Demand Webinar) • Cal/OSHA Protection from Wildfire Smoke regulation (Cal/OSHA) • Protecting Outdoor Workers Exposed to Smoke from Wildfires (Cal/OSHA) • Air Quality Index

The above evaluations and/or recommendations are for general guidance only and should not be relied upon for medical advice or legal compliance purposes. They are based solely on the information provided to us and relate only to those conditions specifically discussed. We do not make any warranty, expressed or implied, that your workplace is safe or healthful or that it complies with all laws, regulations or standards.

For more information, visit: www.SafeAtWorkCA.com